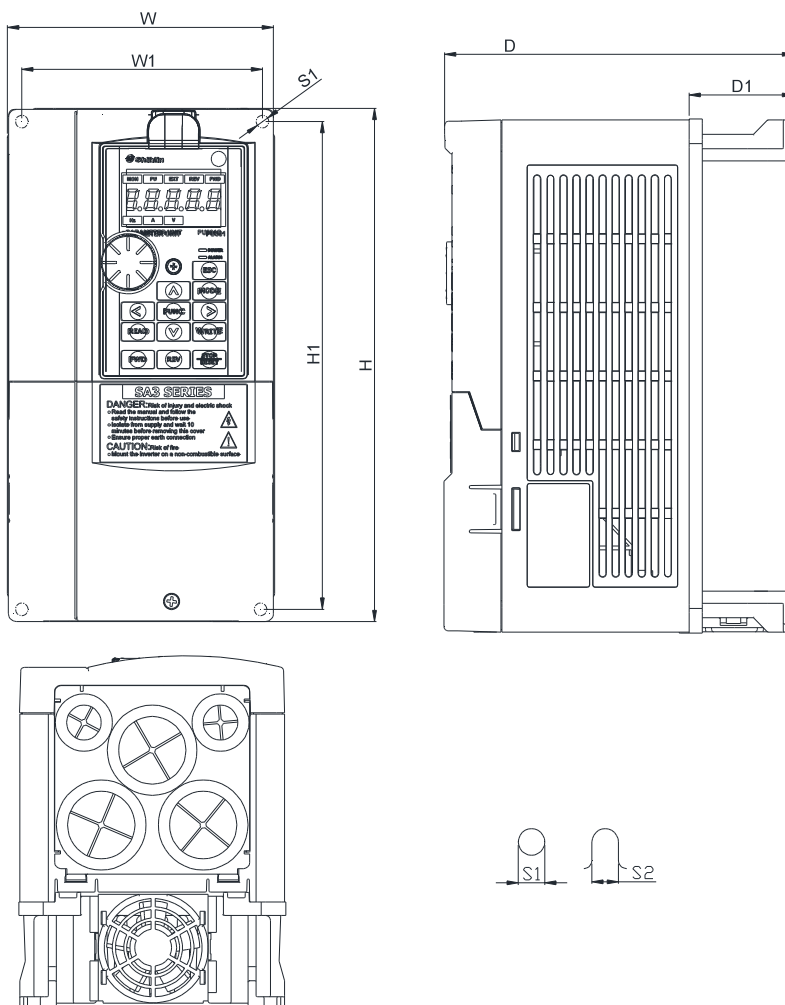


3.3 Appearance and dimensions

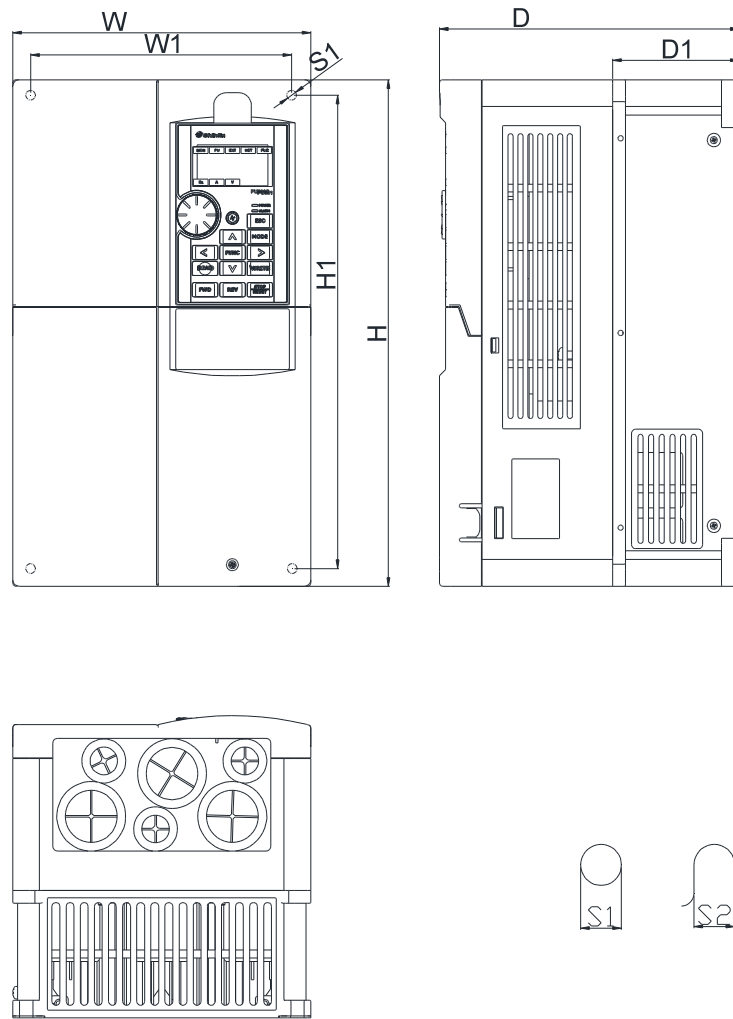
3.3.1 Frame A



Unit:mm

Model	W	W1	H	H1	D	D1	S1	S2
SA3-043-0.75K/1.5KF	130.0	116.0	250.0	236.0	170.0	51.3	6.2	6.2
SA3-043-1.5K/2.2KF								
SA3-043-2.2K/3.7KF								
SA3-043-3.7K/5.5KF								
SA3-043-5.5K/7.5KF								
SA3-023-0.75K/1.5KF								
SA3-023-1.5K/2.2KF								
SA3-023-2.2K/3.7KF								
SA3-023-3.7K/5.5KF								

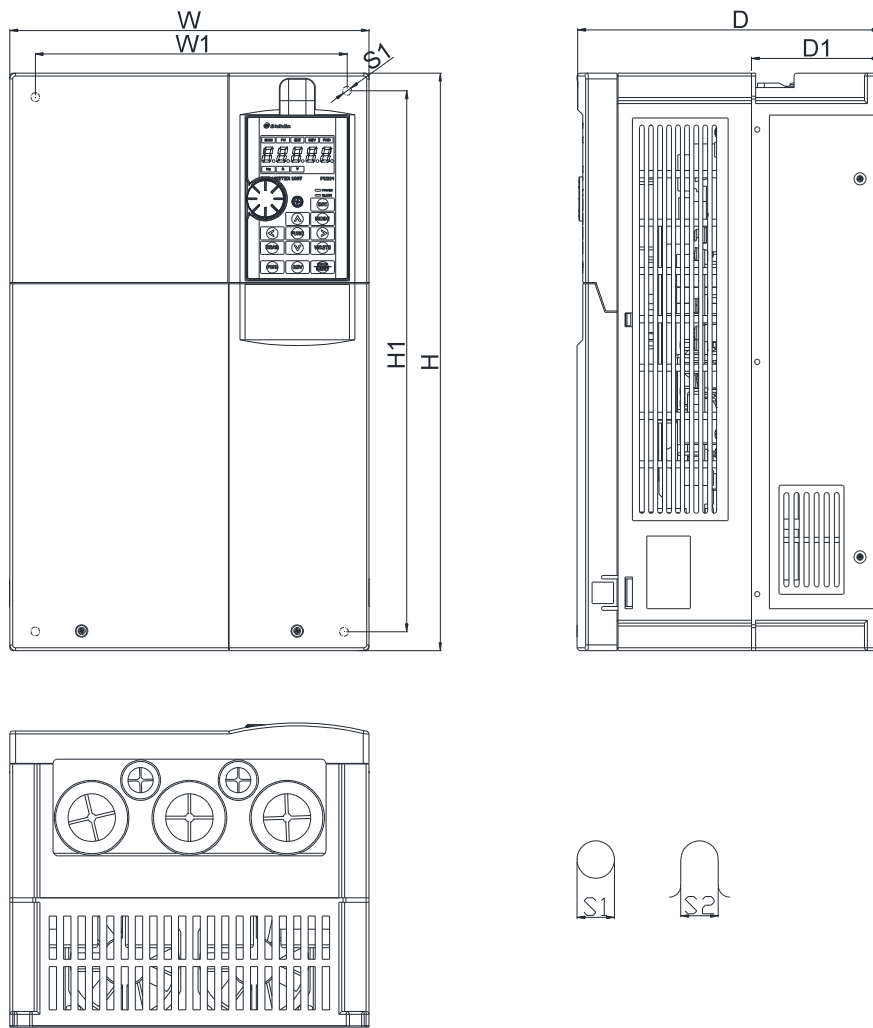
3.3.2 Frame B



Unit: mm

Model	W	W1	H	H1	D	D1	S1	S2
SA3-043-7.5K/11KF	190.0	173.0	320.0	303.0	190.0	80.5	8.5	8.5
SA3-043-11K/15KF								
SA3-043-15K/18.5KF								
SA3-023-5.5K/7.5KF								
SA3-023-7.5K/11KF								
SA3-023-11K/15KF								

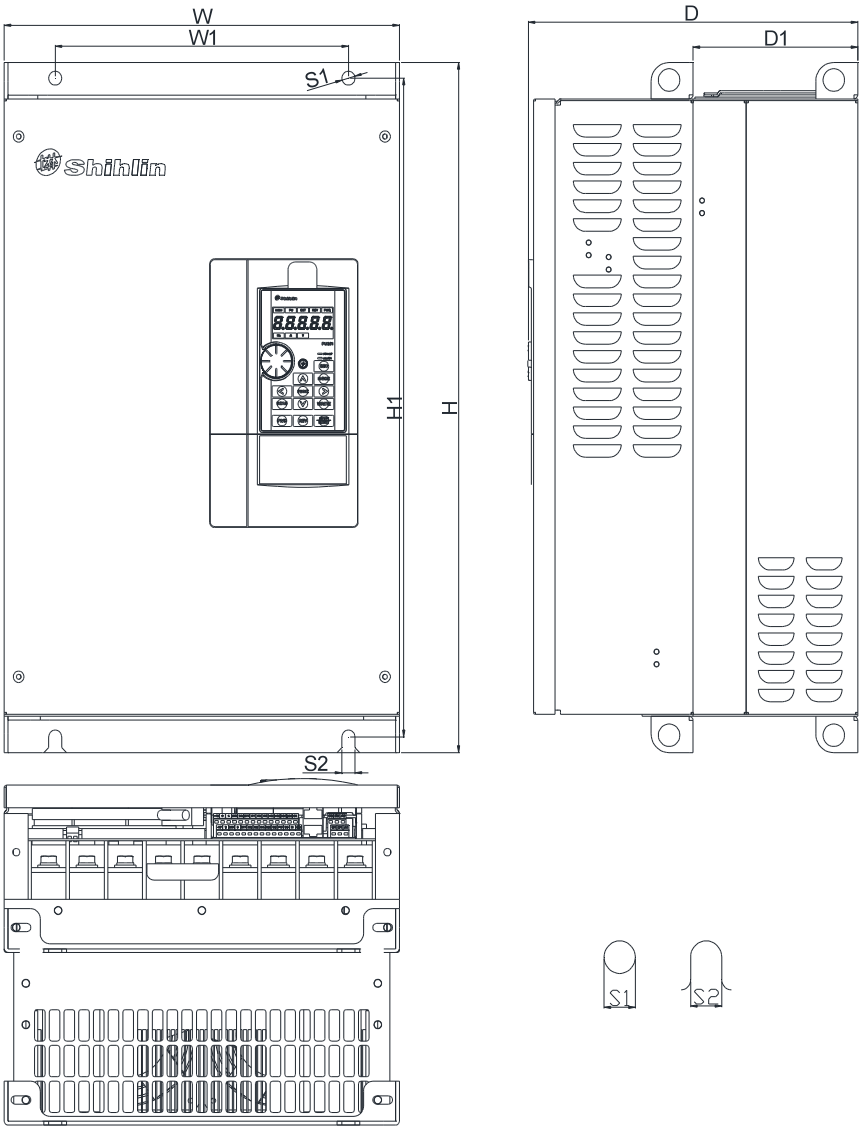
3.3.3 Frame C



Unit:mm

Model	W	W1	H	H1	D	D1	S1	S2
SA3-043-18.5K/22KF	250.0	231.0	400.0	381.0	210.0	89.5	8.5	8.5
SA3-043-22K/30KF								
SA3-043-30K/37KF								
SA3-023-15K/18.5KF								
SA3-023-18.5K/22KF								

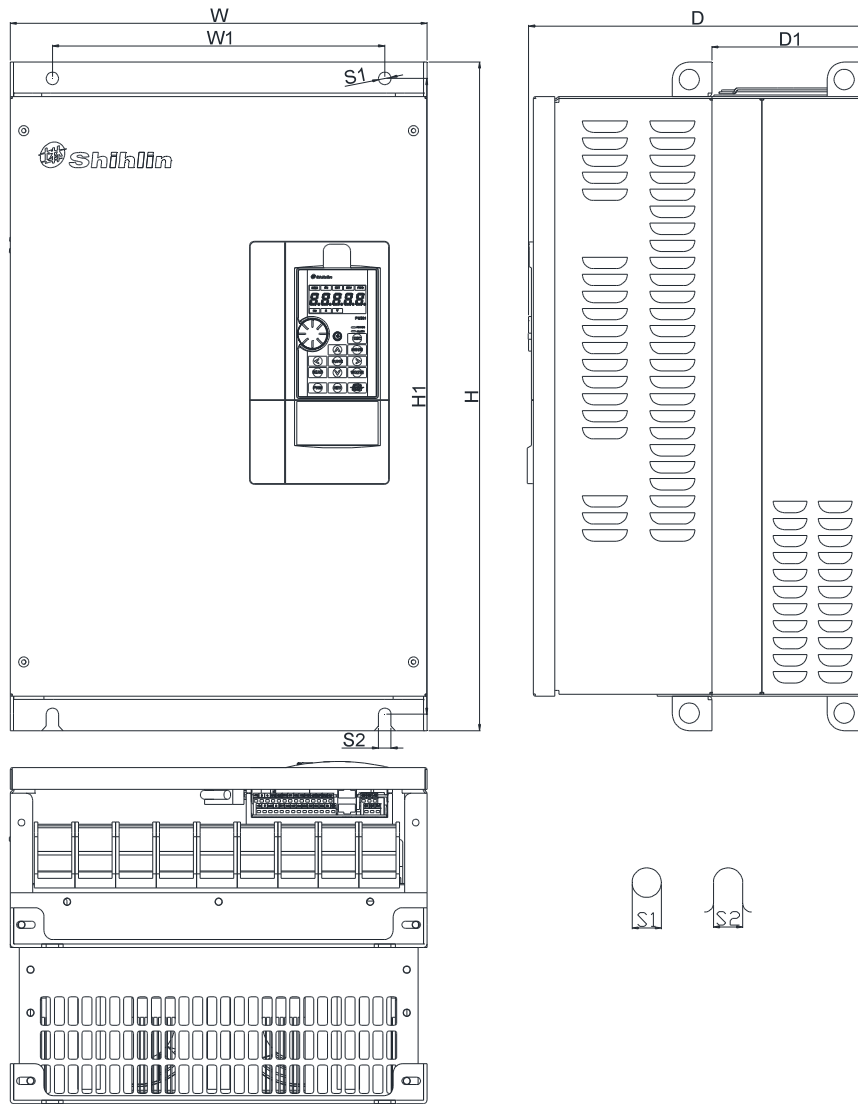
3.3.4 Frame D



Unit: mm

Model	W	W1	H	H1	D	D1	S1	S2
SA3-043-37K/45KF	330.0	245.0	550.0	525.0	275.0	137.5	11.0	11.0
SA3-043-45K/55KF								
SA3-043-55K/75KF								
SA3-043-75K/90KF								
SA3-023-22K/30KF								
SA3-023-30K/37KF								
SA3-023-37K/45KF								

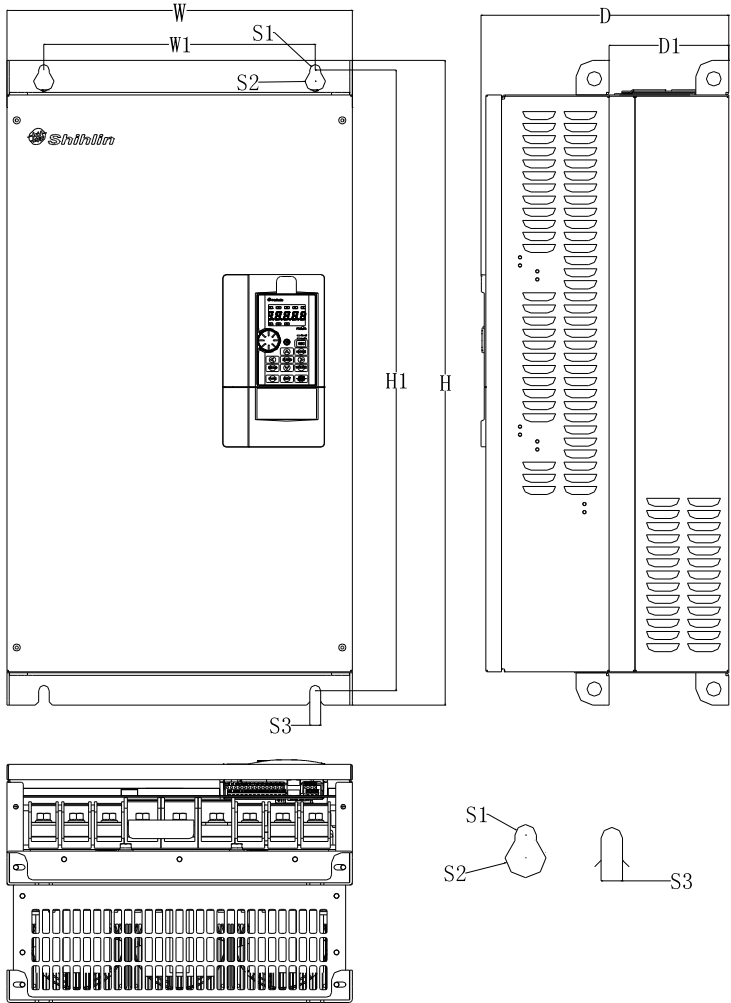
3.3.5 Frame E



Unit: mm

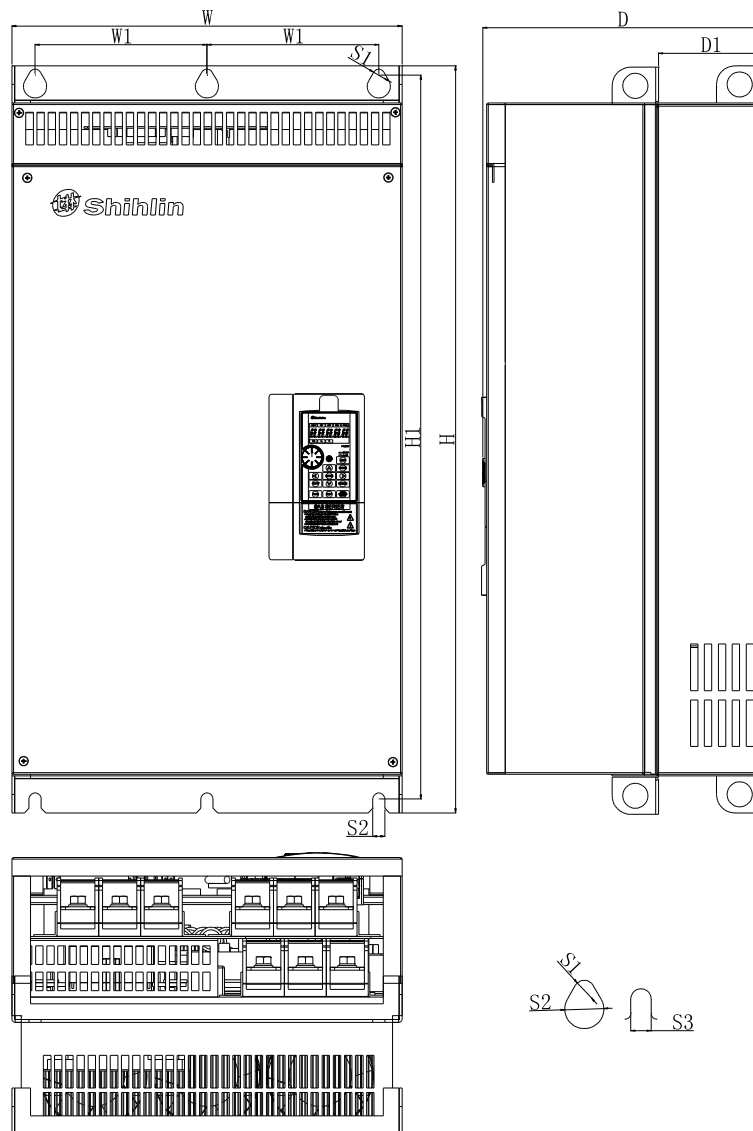
Model	W	W1	H	H1	D	D1	S1	S2
SA3-043-90K/110KF	370.0	295.0	589.0	560.0	300.0	137.5	11.0	11.0
SA3-043-110K/132KF								
SA3-023-45K/55KF								
SA3-023-55K/75KF								

3.3.6 Frame F



Model	W	W1	H	H1	D	D1	S1	S2	S3
SA3-043-132K/160KF	420.0	340.0	800.0	770.0	300.0	145.5	13.0	25.0	13.0
SA3-023-75K/90KF									

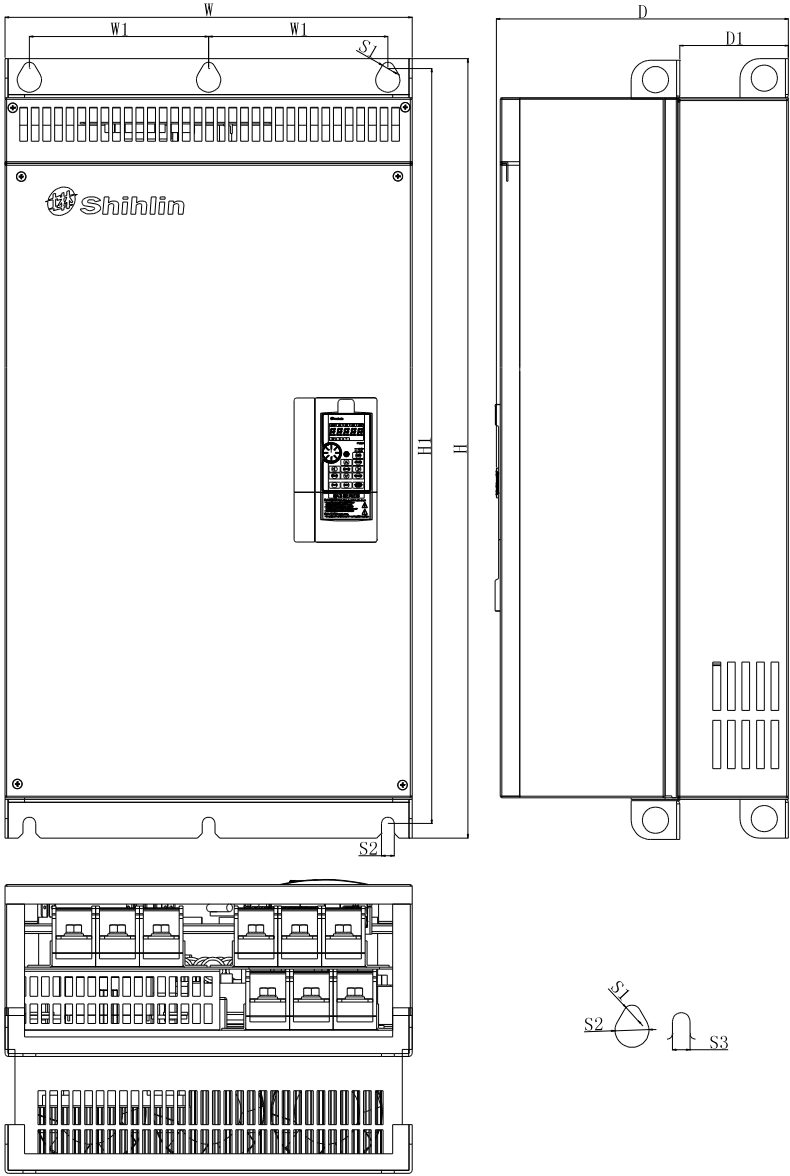
3.3.7 Frame G



Unit: mm

Model	W	W1	H	H1	D	D1	S1	S2	S3
SA3-043-160K/185KF	500.0	180.0	870.0	850.0	360.0	150.0	13.0	25.0	13.0
SA3-043-185K/220KF									
SA3-043-220K/250KF									
SA3-043-250K/280KF									

3.3.8 Frame H



Unit: mm

Model	W	W1	H	H1	D	D1	S1	S2	S3
SA3-043-280K/315KF	600.0	230.0	1000.0	980.0	400.0	181.5	13.0	25.0	13.0
SA3-043-315K/355KF									